



XVIII

COPA CENTROAMERICANA

Voleibol Mayor Masculino 2014

3-11 de Diciembre, Honduras



Boletín Diario

Daily Bulletin

Número **7**

Miércoles 10 de Diciembre de 2014 • Wednesday December 10th. 2014





XVIII COPA CENTROAMERICANA

Voleibol Mayor Masculino 2014
3-11 de Diciembre, Honduras



ASOCIACION DE FEDERACIONES CENTROAMERICANAS DE VOLEIBOL AFECAVOL

FEDERACION NACIONAL DE VOLEIBOL DE HONDURAS

XVIII COPA CENTROAMERICANA MAYOR MASCULINO

3-11 DICIEMBRE 2014

CALENDARIO DE COMPETENCIA

VIERNES 5 DICIEMBRE 2014											
No.	Date	Time	Teams		Set	Result per set (points)					
						1	2	3	4	5	
1	05-dic	15:00	PAN	vs	BIZ	2-3	25-16	17-25	25-15	22-25	12-15
2	05-dic	17:00	CRC	vs	ESA	3-0	25-21	25-19	25-14		
3	05-dic	19:00	HON	vs	NCA	3.0	25-17	25-22	25-11		

SABADO 6 DICIEMBRE 2014											
No.	Date	Time	Teams		Set	Result per set (points)					
						1	2	3	4	5	
4	06-dic	15:00	GUA	vs	PAN	3-1	25-20	21-25	25-23	25-18	
5	06-dic	17:00	NCA	vs	CRC	0-3	17-25	22-25	13-25		
6	06-dic	19:00	BIZ	vs	HON	0-3	14-25	22-25	22-25		

DOMINGO 7 DICIEMBRE 2014											
No.	Date	Time	Teams		Set	Result per set (points)					
						1	2	3	4	5	
7	07-dic	15:00	NCA	vs	PAN	3-1	25-19	20-25	25-18	25-23	
8	07-dic	17:00	BIZ	vs	GUA	0-3	10-25	24-26	19-25		
9	07-dic	19:00	ESA	vs	HON	0-3	15-25	23-25	15-25		

LUNES 8 DICIEMBRE 2014											
No.	Date	Time	Teams		Set	Result per set (points)					
						1	2	3	4	5	
10	08-dic	15:00	GUA	vs	CRC	0-3	28-30	12-25	17-25		
11	08-dic	17:00	BIZ	vs	ESA	3-1	26-28	25-21	25-18	26-24	
12	08-dic	19:00	PAN	vs	HON	3-2	25-17	19-25	25-20	13-25	16-14

MARTES 9 DICIEMBRE 2014											
No.	Date	Time	Teams		Set	Result per set (points)					
						1	2	3	4	5	
13	09-dic	15:00	ESA	vs	GUA	0-3	14-25	23-25	21-25		
14	09-dic	17:00	CRC	vs	PAN	3-2	23-25	20-25	25-19	25-17	15-10
15	09-dic	19:00	NCA	vs	BIZ	3-0	25-16	25-22	25-20		

MIERCOLES 10 DICIEMBRE 2014											
No.	Date	Time	Teams		Set	Result per set (points)					
						1	2	3	4	5	
16	10-dic	15:00	PAN	vs	ESA	3-0	25-22	25-22	25-22		
17	10-dic	17:00	GUA	vs	NCA	3-0	25-17	25-17	25-14		
18	10-dic	19:00	HON	vs	CRC	3-1	23-25	25-23	25-8	25-19	

JUEVES 11 DICIEMBRE 2014											
No.	Date	Time	Teams		Set	Result per set (points)					
						1	2	3	4	5	
19	11-dic	15:00	ESA	vs	NCA	0-0					
20	11-dic	17:00	CRC	vs	BIZ						
21	11-dic	19:00	HON	vs	GUA						

HORARIO DE TRANSPORTE ENTRENAMIENTOS

ENTRENAMIENTOS		
SALIDA	HORA	PAÍS
VIERNES 5 DICIEMBRE 2014		
06:00	07:00	PAN
07:00	08:00	BIZ
08:00	09:00	CRC
09:00	10:00	ESA
10:00	11:00	HON
11:00	12:00	NCA
12:00	13:00	GUA
SABADO 6 DICIEMBRE 2014		
06:00	07:00	GUA
07:00	08:00	PAN
08:00	09:00	CRC
09:00	10:00	NCA
10:00	11:00	BIZ
11:00	12:00	HON
12:00	13:00	ESA
DOMINGO 7 DICIEMBRE 2014		
06:00	07:00	NCA
07:00	08:00	PAN
08:00	09:00	GUA
09:00	10:00	BIZ
10:00	11:00	ESA
11:00	12:00	HON
12:00	13:00	CRC
LUNES 8 DICIEMBRE 2014		
06:00	07:00	GUA
07:00	08:00	CRC
08:00	09:00	BIZ
09:00	10:00	ESA
10:00	11:00	PAN
11:00	12:00	HON
12:00	13:00	NCA

ENTRENAMIENTOS		
SALIDA	HORA	PAÍS
MARTES 9 DICIEMBRE 2014		
06:00	07:00	ESA
07:00	08:00	GUA
08:00	09:00	CRC
09:00	10:00	PAN
10:00	11:00	NCA
11:00	12:00	BIZ
12:00	13:00	HON
MIERCOLES 10 DICIEMBRE 2014		
06:00	07:00	PAN
07:00	08:00	ESA
08:00	09:00	GUA
09:00	10:00	NCA
10:00	11:00	HON
11:00	12:00	CRC
12:00	13:00	BIZ
JUEVES 11 DICIEMBRE 2014		
06:00	07:00	ESA
07:00	08:00	NCA
08:00	09:00	BIZ
09:00	10:00	CRC
10:00	11:00	HON
11:00	12:00	GUA



XVIII Copa Centroamericana Mayor Masculino 2014

Results of Wednesday, 10' 10e 'December' 10e '2014

MATCH RESULTS

Final Round

No	Date	Teams	Set	Result per set (points)					Total Points	Time	Spectators
				1	2	3	4	5			
1	05/12/2014	PAN - BIZ	2-3	25-16	17-25	25-15	22-25	12-15	101- 96	2:03	100
2	05/12/2014	CRC - ESA	3-0	25-21	25-19	25-14			75- 54	1:13	200
3	05/12/2014	HON - NCA	3-0	25-17	25-22	25-11			75- 50	1:21	500
4	06/12/2014	GUA - PAN	3-1	25-20	21-25	25-23	25-18		96- 86	2:00	100
5	06/12/2014	NCA - CRC	0-3	17-25	22-25	13-25			52- 75	1:14	150
6	06/12/2014	BIZ - HON	0-3	14-25	22-25	22-25			58- 75	1:23	300
7	07/12/2014	NCA - PAN	3-1	25-19	20-25	25-18	25-23		95- 85	1:46	100
8	07/12/2014	BIZ - GUA	0-3	10-25	24-26	19-25			53- 76	1:16	150
9	07/12/2014	ESA - HON	0-3	15-25	23-25	15-25			53- 75	1:38	500
10	08/12/2014	GUA - CRC	0-3	28-30	12-25	17-25			57- 80	1:21	150
11	08/12/2014	BIZ - ESA	3-1	26-28	25-21	25-18	26-24		102- 91	1:47	200
12	08/12/2014	PAN - HON	3-2	25-17	19-25	25-20	13-25	16-14	98-101	2:11	400
13	09/12/2014	ESA - GUA	0-3	14-25	23-25	21-25			58- 75	1:14	50
14	09/12/2014	CRC - PAN	3-2	23-25	20-25	25-19	25-17	15-10	108- 96	2:03	200
15	09/12/2014	NCA - BIZ	3-0	25-16	25-22	25-20			75- 58	1:16	100
16	10/12/2014	PAN - ESA	3-0	25-22	25-22	25-22			75- 66	1:22	100
17	10/12/2014	GUA - NCA	3-0	25-17	25-17	25-14			75- 48	1:14	250
18	10/12/2014	HON - CRC	3-1	23-25	25-23	25- 8	25-19		98- 75	1:47	1,000
19	11/12/2014	ESA - NCA									
20	11/12/2014	CRC - BIZ									
21	11/12/2014	HON - GUA									

TEAM RANKING

Final Round

Rk	Code	Team	Matches				Results Details						Points			Sets		
			Pts	T	W	L	3-0	3-1	3-2	2-3	1-3	0-3	W	L	Ratio	W	L	Ratio
1	HON	Honduras	21	5	4	1	3	1	0	1	0	0	424	334	1.269	14	4	3.500
2	GUA	Guatemala	19	5	4	1	3	1	0	0	0	1	379	325	1.166	12	4	3.000
3	CRC	Costa Rica	19	5	4	1	3	0	1	0	1	0	413	357	1.157	13	5	2.600
4	PAN	Panama	14	6	2	4	1	0	1	2	2	0	541	562	0.963	12	14	0.857
5	NCA	Nicaragua	9	5	2	3	1	1	0	0	0	3	320	368	0.870	6	10	0.600
6	BIZ	Belize	7	5	2	3	0	1	1	0	0	3	367	418	0.878	6	12	0.500
7	ESA	El Salvador	1	5	0	5	0	0	0	0	1	4	322	402	0.801	1	15	0.067

Scoring skills

BEST PLAYERS

Non scoring skills

Skill	Rk	Name	Team	Succ. %	Skill	Rk	Name	Team	Avg. by
Spike Limit: 15.00%	1	Smith Richard (OH)	CRC	56.08	Dig	1	Navarrete Cristopher	NCA	56.06
	2	Leonardo Andy (MB)	GUA	46.15		2	Pineda Tirso (L)	GUA	2.38
	3	Valdivia Tito (OH)	NCA	43.56		3	Morales Luis (L)	ESA	2.00
Block	1	Lopez Wilfredo (MB)	HON	0.89	Set	1	Solis Alvaro (S)	NCA	3.69
	2	Leonardo Andy (MB)	GUA	0.81		2	Rodriguez Esteban	CRC	3.11
	3	Araya Esteban (OP)	CRC	0.78		3	Maradiaga Cristobal	HON	2.94
Serve	1	Smith Richard (OH)	CRC	0.61	Reception	1	Pineda Tirso (L)	GUA	56.73
	2	Leonardo Andy (MB)	GUA	0.44		2	Navarrete Cristopher	NCA	52.73
	3	Blanco Alberto (OH)	CRC	0.39		3	Morales Luis (L)	ESA	52.43

Match: 16 **Date:** 10/12/2014 **Spectators:** 100
City: Tegucigalpa, Honduras
Hall: Gimnasio Jorge Galeano
Match duration: **Start:** 15:00 **End:** 16:22 **Total:** 1:22

Teams	Sets	1	2	3	4	5	Total
PAN	3	25	25	25			75
ESA	0	22	22	22			66
Set duration		0:27	0:23	0:26			1:16

Referees: GARAY, F (HON) & ESPINOZA, C (CRC)

PAN • Panama		1	2	3	4	5	Pts
1	Avila Domingo (OH)	■	■	■			6
2	Medina Miguel (OP)		□	□			
3	L Valenzuela Max (L)	L	L	L			
4	Cunningham Jose (S)	■	■	■			3
6	L Salinas Nestor (L)						
7	Murillo Gabriel (MB)	■	■	■			6
8	Cubilla Miguel (MB)				□		
9	Valdes Elmer (OP)		□	□			2
10	Gonzalez Jose (MB)	■	■	■			9
11	Marshall Oswald (OH)	■	■	■			15
13	Herazo Victor(S)		□	□			1
14	Fuentes Gilman(OP)	■	■	■			9

Coach: Angulo, Horacio (PAN)
Assistant: Perez, Marco (PAN)

ESA • El Salvador		1	2	3	4	5	Pts
2	Sandoval Rene (MB)	■	■	■			3
5	Sandoval Rodrigo (OH)						
6	Flores Franklin (OH)	■	■	■			16
7	Platero Manuel (MB)	■	■	■			3
8	Hernandez Francisco (OH)	■	■	■			14
11	Calderon Cesar(MB)						
12	Vargas Juan (S)	■	■	■			6
14	Martin Daniel (S)		□	□	□		
19	L Morales Luis (L)		L	L	L		
20	Sabzehzar Daniel (OP)	■	■	■			2
21	L Hernandez Samuel (L)						

Coach: Rivera, Ricardo (ESA)
Assistant: Alcantara, Gustavo (ESA)

TEAMS AND PLAYERS PERFORMANCES

Won Pts	Total Atts	No Name	Scoring Skills	Won Pts	Total Atts	No Name
41	116	Total Team		40	125	Total Team
12	20	11 Marshall Oswald (OH)	Spike	16	42	6 Flores Franklin (OH)
7	20	14 Fuentes Gilman(OP)		13	40	8 Hernandez Francisco (OH)
9	55	Total Team	Block	3	43	Total Team
3	12	10 Gonzalez Jose (MB)		1	9	8 Hernandez Francisco (OH)
2	7	11 Marshall Oswald (OH)		1	7	7 Platero Manuel (MB)
1	72	Total Team	Serve	1	68	Total Team
1	11	11 Marshall Oswald (OH)		1	17	2 Sandoval Rene (MB)
24		Total Team	Opp. error	22		Total Team
75	243	Total Team	Total	66	236	Total Team

15	38	11 Marshall Oswald (OH)	Best Scorer	16	57	6 Flores Franklin (OH)
----	----	-------------------------	--------------------	----	----	------------------------

Excellent	Total Atts	No Name	Non scoring Skills	Excellent	Total Atts	No Name
13	99	Total Team		8	95	Total Team
5	16	3 Valenzuela Max (L)	Dig	5	37	19 Morales Luis (L)
2	10	10 Gonzalez Jose (MB)		2	14	6 Flores Franklin (OH)
14	94	Total Team	Set	8	112	Total Team
12	72	4 Cunningham Jose (S)		5	45	12 Vargas Juan (S)
23	64	Total Team	Reception	15	66	Total Team
11	18	3 Valenzuela Max (L)	Success - Faults	7	21	19 Morales Luis (L)
7	22	1 Avila Domingo (OH)	# Attempts	4	22	8 Hernandez Francisco (OH)

■ Starting line-up Pts = Points scored [nn] = Captain
□ Substitute Atts = Attempts L = Libero
Opp = Opponent

XVIII Copa Centroamericana Mayor Masculino 2014 Final Round

Match: 17 **Date:** 10/12/2014 **Spectators:** 250
City: Tegucigalpa, Honduras
Hall: Gimnasio Jorge Galeano
Match duration: **Start:** 17:00 **End:** 18:14 **Total:** 1:14

Teams	Sets	1	2	3	4	5	Total
GUA	3	25	25	25			75
NCA	0	17	17	14			48
Set duration		0:23	0:25	0:20			1:08

Referees: ENCALADA, K (BIZ) & ZAMBRANO, B (PAN)

GUA • Guatemala		1	2	3	4	5	Pts
2	Lopez Carlos (OH)	■	■	■			10
3	Arias Aldo (S)	□		□			
4	Menendez Axel (OH)	□	□				
5	Flores Erik (OP)						
7	Garcia Luis (OP)				□		
8	Reyes Moises (OP)	■	■	■			10
10	Garcia Oscar (OH)	■	■	■			9
11	Leonardo Andy (MB)	■	■	■			12
12	L Pineda Tirso (L)	L	L	L			
14	Chinchilla Brandon (MB)	■	■	■			6
15	Aragon Leonel (MB)				□		1
16	Gonzalez Gerardo (S)	■	■	■			6

Coach: Reider, Lucas (GUA)
Assistant: Alvinzi, Pelaez (GUA)

NCA • Nicaragua		1	2	3	4	5	Pts
1	Zeledon Jhonny (MB)						
2	Duarte Kevin (OP)					□	
3	Garcia Denis (OH)					□	
4	Toledo Jorge (S)				□		
6	Orozco Bryan (MB)	■	■	■			3
7	Stephenson Kareem (OH)	■	■	■			8
8	Solis Alvaro (S)	■	■	■			2
10	Sevilla Keneth (MB)	■	■	■			3
11	L Navarrete Cristopher (L)	L	L	L			
12	Tuckler Jonathan (OP)	■	■	■			10
13	Valdivia Tito (OH)	■	■	■			9
20	Lanuz Enoc (OH)				□		

Coach: Hernandez Osman (NCA)
Assistant: Noguera Claudia (NCA)

TEAMS AND PLAYERS PERFORMANCES

Won Pts	Total Atts	No Name	Scoring Skills	Won Pts	Total Atts	No Name
37	93	Total Team		30	97	Total Team
9	21	10 Garcia Oscar (OH)	Spike	9	20	13 Valdivia Tito (OH)
8	16	11 Leonardo Andy (MB)		9	35	12 Tuckler Jonathan (OP)
11	46	Total Team	Block	5	28	Total Team
7	12	8 Reyes Moises (OP)		3	7	10 Sevilla Keneth (MB)
2	9	11 Leonardo Andy (MB)		1	6	12 Tuckler Jonathan (OP)
6	74	Total Team	Serve	0	50	Total Team
2	22	11 Leonardo Andy (MB)				
2	14	2 Lopez Carlos (OH)	Opp. error	13		Total Team
21		Total Team	Total	48	175	Total Team
75	213	Total Team				
12	47	11 Leonardo Andy (MB)	Best Scorer	10	47	12 Tuckler Jonathan (OP)
Excellent	Total Atts	No Name	Non scoring Skills	Excellent	Total Atts	No Name
13	72	Total Team		4	85	Total Team
6	20	12 Pineda Tirso (L)	Dig	2	31	11 Navarrete Cristopher (L)
3	7	11 Leonardo Andy (MB)		1	10	13 Valdivia Tito (OH)
12	77	Total Team	Set	7	89	Total Team
11	64	16 Gonzalez Gerardo (S)		6	79	8 Solis Alvaro (S)
23	45	Total Team	Reception	14	66	Total Team
11	14	12 Pineda Tirso (L)	<u>Success - Faults</u>	8	24	11 Navarrete Cristopher (L)
9	27	10 Garcia Oscar (OH)	<u># Attempts</u>	5	26	12 Tuckler Jonathan (OP)

■ Starting line-up Pts = Points scored [nn] = Captain
□ Substitute Atts = Attempts L = Libero
Opp = Opponent

Match: 18 **Date:** 10/12/2014 **Spectators:** 1,000
City: Tegucigalpa, Honduras
Hall: Gimnasio Jorge Galeano
Match duration: **Start:** 19:00 **End:** 20:47 **Total:** 1:47

Teams	Sets	1	2	3	4	5	Total
HON	3	23	25	25	25		98
CRC	1	25	23	8	19		75
Set duration		0:29	0:26	0:19	0:24		1:38

Referees: SILVA,S (NCA) & DERAS,M (ESA)

HON • Honduras		1	2	3	4	5	Pts
1	Medina Jorge (OP)	■					
2	Membrena Luis (S)	■	■	■	■		2
4	Osorio Carlos (OH)	□	■	■	■		13
5	Maradiaga Cristobal (S)		□		□		
6	Matamoros Luis (MB)	■	■	■	■		5
7	Watler Ornelo (MB)						
9	Thmopson William (OH)	□		□	□		1
10	Torres Evans (OH)	■	■	■	■		17
11	Matamoros Fabrizio (OP)	■	■	■	■		10
12	L Casasola Mynor (L)	L	L	L	L		
15	Campbel Winston (MB)						
22	Lopez Wilfredo (MB)	■	■	■	■		4

Coach: Rodas, Victor (HON)
Assistant: Mancia, Manuel (HON)

CRC • Costa Rica		1	2	3	4	5	Pts
1	Quesada Carlos (S)	□	□	□	■		1
2	Cruz Carlos (MB)	■	■	■	■		4
3	L Acuna Jose (L)	L	L	L	L		
4	Blanco Alberto (OH)	■	■	■	■		8
6	Reid Japheth (OP)	□	□				1
7	Araya Esteban (OP)	■	■	■	■		14
10	Alvarez Javier (MB)	■	■	■	■		4
11	Smith Richard (OH)	■	■	■	■		28
12	Araya Andres (S)			□	□		
13	Rodriguez Hugo (MB)						
17	Rodriguez Esteban (S)	■	■	■	□		
19	Flores Andres (OH)			□			

Coach: Salas, Cesar (CRC)
Assistant: Alvaro, Fonseca (CRC)

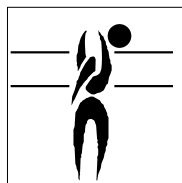

TEAMS AND PLAYERS PERFORMANCES

Won Pts	Total Atts	No Name	Scoring Skills	Won Pts	Total Atts	No Name
39	92	Total Team		51	119	Total Team
15	35	10 Torres Evans (OH)	Spike	27	46	11 Smith Richard (OH)
11	23	4 Osorio Carlos (OH)		10	24	7 Araya Esteban (OP)
8	55	Total Team	Block	7	44	Total Team
3	14	6 Matamoros Luis (MB)		3	14	7 Araya Esteban (OP)
2	10	11 Matamoros Fabrizio (OP)	Serve	1	2	6 Reid Japheth (OP)
5	97	Total Team		2	76	Total Team
2	23	10 Torres Evans (OH)	Opp. error	1	9	7 Araya Esteban (OP)
1	6	9 Thmopson William (OH)	Total	1	17	11 Smith Richard (OH)
46		Total Team		15		Total Team
98	244	Total Team		75	239	Total Team

17	62	10 Torres Evans (OH)	Best Scorer	28	69	11 Smith Richard (OH)
----	----	----------------------	--------------------	----	----	-----------------------

Excellent	Total Atts	No Name	Non scoring Skills	Excellent	Total Atts	No Name
12	88	Total Team		11	73	Total Team
4	25	12 Casasola Mynor (L)	Dig	7	26	3 Acuna Jose (L)
3	14	11 Matamoros Fabrizio (OP)		3	9	4 Blanco Alberto (OH)
5	79	Total Team	Set	19	123	Total Team
5	64	2 Membrena Luis (S)		11	54	17 Rodriguez Esteban (S)
19	55	Total Team	Reception	34	89	Total Team
9	18	11 Matamoros Fabrizio (OP)	<u>Success - Faults</u>	14	36	11 Smith Richard (OH)
5	14	4 Osorio Carlos (OH)	<u># Attempts</u>	12	29	3 Acuna Jose (L)

■ Starting line-up Pts = Points scored [nn] = Captain
□ Substitute Atts = Attempts L = Libero
Opp = Opponent



Best Scorers

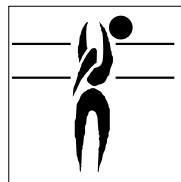
Rk	No	Name	Team	Spike	Block	Serve	Total
1	11	Smith Richard (OH)	CRC	106	4	11	121
2	1	Avila Domingo (OH)	PAN	84	14	0	98
3	13	Valdivia Tito (OH)	NCA	88	3	2	93
4	11	Coleman Karym (OP)	BIZ	77	12	3	92
5	11	Marshall Oswald (OH)	PAN	60	20	3	83
6	10	Torres Evans (OH)	HON	72	5	3	80
7	8	Hernandez Francisco (OH)	ESA	59	5	3	67
8	10	Gonzalez Jose (MB)	PAN	49	13	2	64
9	6	Flores Franklin (OH)	ESA	54	6	2	62
10	11	Leonardo Andy (MB)	GUA	36	13	7	56
11	7	Castillo Keith (OH)	BIZ	46	9	0	55
12	4	Blanco Alberto (OH)	CRC	43	4	7	54
13	7	Araya Esteban (OP)	CRC	33	14	4	51
14	8	Reyes Moises (OP)	GUA	34	10	4	48
15	22	Lopez Wilfredo (MB)	HON	29	16	0	45
16	10	Garcia Oscar (OH)	GUA	42	1	1	44
16	12	Tuckler Jonathan (OP)	NCA	41	3	0	44
18	3	Gentle Shane(MB)	BIZ	34	3	1	38
18	11	Matamoros Fabrizzio (OP)	HON	31	6	1	38
20	7	Murillo Gabriel (MB)	PAN	27	10	0	37
21	7	Stephenson Kareem (OH)	NCA	33	1	1	35
22	2	Lopez Carlos (OH)	GUA	26	5	3	34
22	1	Medina Jorge (OP)	HON	27	6	1	34
24	14	Fuentes Gilman(OP)	PAN	18	11	2	31
25	6	Matamoros Luis (MB)	HON	15	12	1	28
25	10	Alvarez Javier (MB)	CRC	15	10	3	28
27	4	Osorio Carlos (OH)	HON	20	5	1	26
27	15	Codd Bryton (MB)	BIZ	17	9	0	26
29	7	Garcia Luis (OP)	GUA	19	6	0	25
30	14	Chinchilla Brandon (MB)	GUA	14	7	2	23
30	2	Cruz Carlos (MB)	CRC	13	8	2	23
32	20	Sabzehzar Daniel (OP)	ESA	17	2	3	22
32	12	Galvez Ean (MB)	BIZ	14	7	1	22
34	16	Gonzalez Gerardo (S)	GUA	10	6	5	21
35	2	Duarte Kevin (OP)	NCA	16	0	2	18
36	4	Cunningham Jose (S)	PAN	11	4	2	17
37	7	Platero Manuel (MB)	ESA	9	5	1	15
37	8	Cubilla Miguel (MB)	PAN	7	8	0	15
39	6	Orozco Bryan (MB)	NCA	7	6	0	13
40	2	Sandoval Rene (MB)	ESA	7	3	2	12
41	10	Sevilla Keneth (MB)	NCA	3	8	0	11
42	12	Vargas Juan (S)	ESA	7	2	1	10
43	11	Calderon Cesar(MB)	ESA	5	4	0	9
43	8	Solis Alvaro (S)	NCA	2	3	4	9
45	17	Rodriguez Esteban (S)	CRC	0	6	2	8
46	6	Reid Japheth (OP)	CRC	3	4	0	7
46	9	Valdes Elmer (OP)	PAN	7	0	0	7
48	1	Quesada Carlos (S)	CRC	3	2	1	6
49	5	Maradiaga Cristobal (S)	HON	3	1	1	5
49	13	Herazo Victor(S)	PAN	2	3	0	5
Total tournament				1,406	326	101	1,833



Best Spikers

Limit: 15.00%

Rk	No	Name	Team	Spikes	Faults	Shots	Total Attempts	Succ. %
1	11	Smith Richard (OH)	CRC	106	27	56	189	56.08
2	11	Leonardo Andy (MB)	GUA	36	16	26	78	46.15
3	13	Valdivia Tito (OH)	NCA	88	26	88	202	43.56
4	10	Garcia Oscar (OH)	GUA	42	22	34	98	42.86
5	4	Blanco Alberto (OH)	CRC	43	15	46	104	41.35
6	10	Torres Evans (OH)	HON	72	27	80	179	40.22
7	11	Coleman Karym (OP)	BIZ	77	33	82	192	40.10
8	12	Tuckler Jonathan (OP)	NCA	41	18	45	104	39.42
9	8	Reyes Moises (OP)	GUA	34	17	41	92	36.96
10	7	Castillo Keith (OH)	BIZ	46	13	68	127	36.22
Total Tournament				1,406	629	1,828	3,863	36.40




Best Blockers

Rk	No	Name	Team	Kill Blocks	Faults	Rebounds	Total Attempts	Avg. by set
1	22	Lopez Wilfredo (MB)	HON	16	18	20	54	0.89
2	11	Leonardo Andy (MB)	GUA	13	19	14	46	0.81
3	7	Araya Esteban (OP)	CRC	14	19	21	54	0.78
4	11	Marshall Oswald (OH)	PAN	20	23	26	69	0.77
5	6	Matamoros Luis (MB)	HON	12	17	25	54	0.67
6	11	Coleman Karym (OP)	BIZ	12	24	25	61	0.67
7	8	Reyes Moises (OP)	GUA	10	10	15	35	0.63
8	10	Alvarez Javier (MB)	CRC	10	14	19	43	0.56
9	1	Avila Domingo (OH)	PAN	14	13	24	51	0.54
10	10	Gonzalez Jose (MB)	PAN	13	12	33	58	0.50
Total Tournament				326	633	853	1,812	5.09



Best Servers

Rk	No	Name	Team	Aces	Faults	Serve Hits	Total Attempts	Avg. by set
1	11	Smith Richard (OH)	CRC	11	22	44	77	0.61
2	11	Leonardo Andy (MB)	GUA	7	11	58	76	0.44
3	4	Blanco Alberto (OH)	CRC	7	18	40	65	0.39
4	16	Gonzalez Gerardo (S)	GUA	5	7	52	64	0.31
5	8	Solis Alvaro (S)	NCA	4	8	48	60	0.25
6	8	Reyes Moises (OP)	GUA	4	7	36	47	0.25
7	7	Araya Esteban (OP)	CRC	4	8	38	50	0.22
8	2	Lopez Carlos (OH)	GUA	3	3	54	60	0.19
9	8	Hernandez Francisco (OH)	ESA	3	7	42	52	0.19
10	20	Sabzehzar Daniel (OP)	ESA	3	9	15	27	0.19
Total Tournament				101	312	2,353	2,766	1.58



Best Diggers

Rk	No	Name	Team	Digs	Faults	Receptions	Total Attempts	Avg. by set
1	11	Navarrete Cristopher (L)	NCA	49	33	63	145	3.06
2	12	Pineda Tirso (L)	GUA	38	14	54	106	2.38
3	19	Morales Luis (L)	ESA	32	41	89	162	2.00
4	12	Casasola Mynor (L)	HON	30	20	62	112	1.67
5	3	Acuna Jose (L)	CRC	18	22	52	92	1.00
6	11	Matamoros Fabrizzio (OP)	HON	18	19	32	69	1.00
7	3	Valenzuela Max (L)	PAN	23	29	72	124	0.88
8	8	Santos Radin (L)	BIZ	15	23	44	82	0.83
9	11	Smith Richard (OH)	CRC	10	24	35	69	0.56
10	9	Flowers Raheem (L)	BIZ	10	21	23	54	0.56
Total Tournament				387	880	1,740	3,007	6.05



Best Setters


Rk	No	Name	Team	Running Sets	Faults	Still Sets	Total Attempts	Avg. by set
1	8	Solis Alvaro (S)	NCA	59	12	335	406	3.69
2	17	Rodriguez Esteban (S)	CRC	56	10	196	262	3.11
3	5	Maradiaga Cristobal (S)	HON	53	4	165	222	2.94
4	16	Gonzalez Gerardo (S)	GUA	47	9	255	311	2.94
5	12	Vargas Juan (S)	ESA	33	6	237	276	2.06
6	4	Cunningham Jose (S)	PAN	48	20	391	459	1.85
7	4	Usher Francis (S)	BIZ	29	13	251	293	1.61
8	2	Membrena Luis (S)	HON	27	3	132	162	1.50
9	6	Flores Franklin (OH)	ESA	20	2	78	100	1.25
10	1	Quesada Carlos (S)	CRC	21	7	142	170	1.17
Total Tournament				448	136	2,891	3,475	7.00



Best Receivers

Limit: 20.00%

Rk	No	Name	Team	Excellents	Faults	Serve Receptions	Total Attempts	Eff. %
1	12	Pineda Tirso (L)	GUA	62	3	39	104	56.73
2	11	Navarrete Cristopher (L)	NCA	63	5	42	110	52.73
3	19	Morales Luis (L)	ESA	57	3	43	103	52.43
4	11	Matamoros Fabrizzio (OP)	HON	57	2	49	108	50.93
5	3	Acuna Jose (L)	CRC	52	3	51	106	46.23
6	12	Casasola Mynor (L)	HON	33	4	29	66	43.94
7	3	Valenzuela Max (L)	PAN	63	3	72	138	43.48
8	11	Smith Richard (OH)	CRC	57	3	65	125	43.20
9	12	Tuckler Jonathan (OP)	NCA	40	-	62	102	39.22
10	8	Hernandez Francisco (OH)	ESA	59	5	80	144	37.50
Total Tournament				975	98	1,362	2,435	36.02



Best Liberos

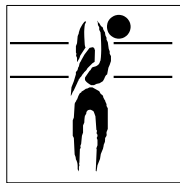
Rk	No	Name	Team	Excellents	Faults	In play	Total attempts	Avg. by set
1	11	Navarrete Cristopher (L)	NCA	112	38	105	255	7.00
2	12	Pineda Tirso (L)	GUA	100	17	93	210	6.25
3	19	Morales Luis (L)	ESA	89	44	132	265	5.56
4	3	Acuna Jose (L)	CRC	70	25	103	198	3.89
5	12	Casasola Mynor (L)	HON	63	24	91	178	3.50
6	3	Valenzuela Max (L)	PAN	86	32	144	262	3.31
7	8	Santos Radin (L)	BIZ	53	30	91	174	2.94
8	9	Flowers Raheem (L)	BIZ	28	23	44	95	1.56
9	6	Salinas Nestor (L)	PAN	24	13	45	82	0.92
10	21	Hernandez Samuel (L)	ESA					



Best Spikers

Limit: 15.00%

Rk	Team	Spikes	Faults	Shots	Total Attempts	Succ. %
1	CRC Costa Rica	216	67	210	493	43.81
2	HON Honduras	200	70	227	497	40.24
3	GUA Guatemala	186	89	203	478	38.91
4	NCA Nicaragua	190	90	246	526	36.12
5	BIZ Belize	191	82	260	533	35.83
6	PAN Panama	265	145	376	786	33.72
7	ESA El Salvador	158	86	306	550	28.73
Total Tournament		1,406	629	1,828	3,863	36.40




Best Blockers

Rk	Team	Kill Blocks	Faults	Rebounds	Total Attempts	Avg. by set
1	PAN Panama	83	117	181	381	3.19
2	GUA Guatemala	48	79	105	232	3.00
3	CRC Costa Rica	52	85	93	230	2.89
4	HON Honduras	51	99	126	276	2.83
5	BIZ Belize	41	99	134	274	2.28
6	ESA El Salvador	27	88	114	229	1.69
7	NCA Nicaragua	24	66	100	190	1.50
Total Tournament		326	633	853	1,812	5.09




Best Servers

Rk	Team	Aces	Faults	Serve Hits	Total Attempts	Avg. by set
1	CRC Costa Rica	30	76	302	408	1.67
2	GUA Guatemala	23	46	308	377	1.44
3	ESA El Salvador	12	35	284	331	0.75
4	HON Honduras	11	39	366	416	0.61
5	NCA Nicaragua	9	40	279	328	0.56
6	PAN Panama	10	44	482	536	0.38
7	BIZ Belize	6	32	332	370	0.33
Total Tournament		101	312	2,353	2,766	1.58




Best Diggers

Rk	Team	Digs	Faults	Receptions	Total Attempts	Avg. by set
1	GUA Guatemala	68	80	207	355	4.25
2	NCA Nicaragua	62	129	237	428	3.88
3	HON Honduras	67	98	224	389	3.72
4	ESA El Salvador	46	148	254	448	2.88
5	BIZ Belize	47	142	239	428	2.61
6	CRC Costa Rica	41	93	193	327	2.28
7	PAN Panama	56	190	386	632	2.15
Total Tournament		387	880	1,740	3,007	6.05



Best Setters

Rk	Team	Running Sets	Faults	Still Sets	Total Attempts	Avg. by set
1	HON Honduras	81	12	340	433	4.50
2	CRC Costa Rica	80	20	370	470	4.44
3	NCA Nicaragua	64	17	396	477	4.00
4	ESA El Salvador	59	10	425	494	3.69
5	GUA Guatemala	57	13	352	422	3.56
6	BIZ Belize	46	34	397	477	2.56
7	PAN Panama	61	30	611	702	2.35
Total Tournament		448	136	2,891	3,475	7.00



Best Receivers

Limit: 20.00%

Rk	Team	Excellents	Faults	Serve Receptions	Total Attempts	Eff. %
1	CRC Costa Rica	141	7	173	321	41.74
2	GUA Guatemala	129	11	148	288	40.97
3	HON Honduras	122	8	159	289	39.45
4	ESA El Salvador	150	18	178	346	38.15
5	NCA Nicaragua	130	15	180	325	35.38
6	BIZ Belize	133	17	216	366	31.69
7	PAN Panama	170	22	308	500	29.60
Total Tournament		975	98	1,362	2,435	36.02